



*The Medical School's Attic:
Not what your
Grandmother
had in hers, or
maybe she did ...*



GALTER

HEALTH SCIENCES LIBRARY

of Northwestern University's Feinberg School of Medicine

www.galter.northwestern.edu

Medical School Library




Dr. Irving Cutter (1875-1945), Dean of the Medical School from 1925 to 1941, was responsible for the library's extensive collection development.

He began his working life as a book salesman for the Ginn Company and remained a "bookman" all his life. Dean Cutter saw the Medical Library as his personal project, and during his tenure expanded its holdings from 13,000 to nearly 92,000 volumes.

Most importantly for the historical collections, Cutter capitalized on the Great Depression by purchasing European rarities at bargain prices. Dean Cutter was a noted rare book collector in private life, specializing in obstetrics & gynecology and William Harvey.




Dental School Library



G.V. Black M.D., D.D.S., S.C.D., F.A.C.S.

G.V. Black

In 1896, Dr. G.V. Black and Dr. Theodore Menges purchased personal libraries of many different American dentists to establish a dental collection at Northwestern University Dental School. William H. Trueman, an avid collector of pre-1800 dental literature, donated his collection to the Dental School in 1925. Books, prints, and paintings by the French, English, Dutch, and Flemish were collected by Dr. William Bebb during two European visits in the early 1920s. A special effort was made to collect early works on anesthesia, a topic of particular interest to the founders.



Theo. Menges



GALTER

HEALTH SCIENCES LIBRARY

of Northwestern University's Feinberg School of Medicine

Librarians



May Hillens




Cecile Kramer
with Ed Tawyea

James Shedlock



William Beatty




Late 20th century librarian

www.galter.northwestern.edu

Dental School Library

10th Floor Ward, 1926-1996



Dr. George Denton



A.D. Black Library
& G. V. Black
Museum



Ron Sims



Minnie Orfanos


GALTER

HEALTH SCIENCES LIBRARY

of Northwestern University's Feinberg School of Medicine

www.galter.northwestern.edu

Medical School Library 1st Floor, Ward, 1926-1996



GALTER

HEALTH SCIENCES LIBRARY

of Northwestern University's Feinberg School of Medicine

www.galter.northwestern.edu


Galter Health Sciences Library, 1996 to date



Faith Ross,
Darlene Ward
& Dan Barkey



Mrs. Galter
& Mr. Shedlock,
March 1996



GALTER

HEALTH SCIENCES LIBRARY

of Northwestern University's Feinberg School of Medicine

www.galter.northwestern.edu

Egyptian Stele



GALTER

HEALTH SCIENCES LIBRARY

of Northwestern University's Feinberg School of Medicine

www.galter.northwestern.edu

Code of Hammurabi

Sixth Babylonian king circa 1750 BCE



If a physician make a large incision with an operating knife and cure it, or if he open a tumor (over the eye) with an operating knife, and saves the eye, he shall receive ten shekels in money.

If the patient be a freed man, he receives five shekels.

If he be the slave of some one, his owner shall give the physician two shekels.

If a physician make a large incision with the operating knife, and kill him, or open a tumor with the operating knife, and cut out the eye, his hands shall be cut off.

If a physician make a large incision in the slave of a freed man, and kill him, he shall replace the slave with another slave.

If he had opened a tumor with the operating knife, and put out his eye, he shall pay half his value.

If a physician heal the broken bone or diseased soft part of a man, the patient shall pay the physician five shekels in money.

If he were a freed man he shall pay three shekels.

If he were a slave his owner shall pay the physician two shekels.



The Louvre, Paris



GALTER NU Law Library, Chicago

HEALTH SCIENCES LIBRARY



of Northwestern University's Feinberg School of Medicine

www.galter.northwestern.edu

Dr. Casey A. Wood



Sinhalese medical
manuscripts

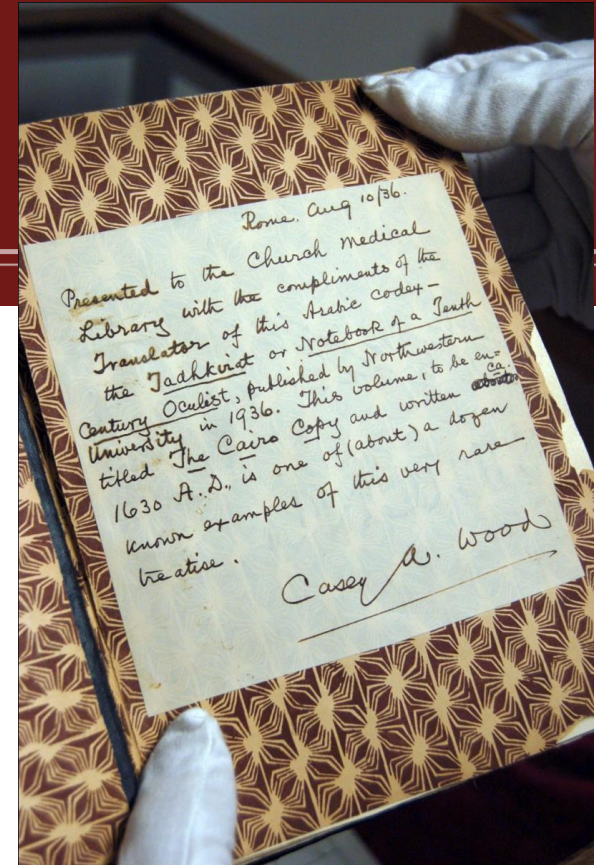


GALTER

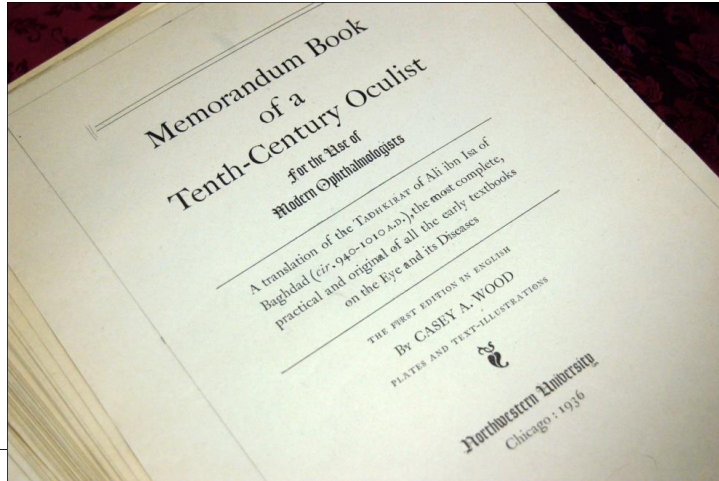
HEALTH SCIENCES LIBRARY

of Northwestern University's Feinberg School of Medicine

www.galter.northwestern.edu



تذكرة الكحالين



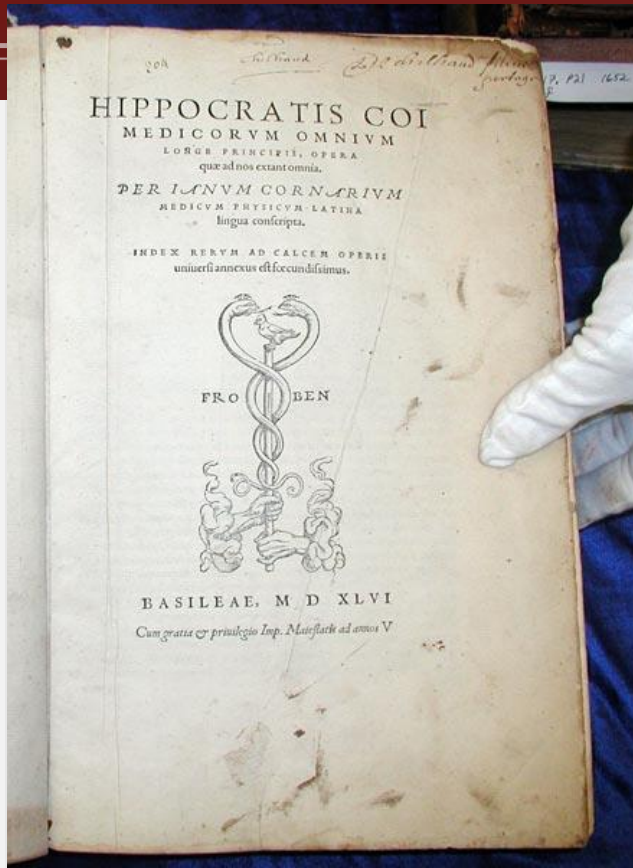
"A copy of Ali ibn Isa's Tadhkirat al Kahhalin (about 300 years old, worm-eaten). First and last leaves missing, supplemented from a 100 years [sic] old, but very correct MS. in the possession of Max Meyerhof-Cairo."--Hand written on preliminary page.

Tadhkirat al Kahhalin

كتاب التذكرة
 لعلي بن عيسى الكمال جوابا عما سأله
 بعض اخوانه في معرفة أمراض العين
 وأدويتها وعلاجها وطبقاتها وقدحها
 وقد سلك في ذلك أحسن أسلوب
 وبلغ بذلك أشرف مطلوب
 رحمه الله تعالى ورضي
 عنه وغفر لنا ولوالينا
 وجميع المسلمين
 يارب العالمين
 آمين
 ٢



Hippocrates' early printed book



Basileae, Per Hieronymum Frob. et Nic. Episcopium
Medical Rare Books 610.2 H61 1546



Early Herbals

2000 B.C. “Here, eat this root.”

1000 A.D. “That root is heathen, say a prayer.”

1850 A.D. “That prayer is superstition, drink this potion.”

1940 A.D. “That potion is snake oil, swallow this pill.”

1985 A.D. “That pill is ineffective, take this antibiotic.”

2000 A.D. “That antibiotic is artificial, here, take this root.”—Anonymous

Among the Galter Special Collections rare books in *materia medica* is *Hortus sanitatis, germanice* subtitled *Gart der gesundheit* (Garden of health) dating from 1515. [Medical Rare Book 615 H78] Originally published in 1485, *Hortus sanitatis* in its many editions and translations, was the most popular and influential herbal of its time, serving as an encyclopedia of the plant, animal and mineral kingdoms and the medical applications of their products.

The Library’s German language edition is filled with quaint hand-colored woodcuts depicting life in the late Middle Ages and early Renaissance period.

Printed by Renatus [Reinhard] Beck in Strasbourg (Alsace).

www.galter.northwestern.edu

Hortus sanitatis, germanice. Gart der gesundheit.

Strassburg, Renatus Beck, 1515.

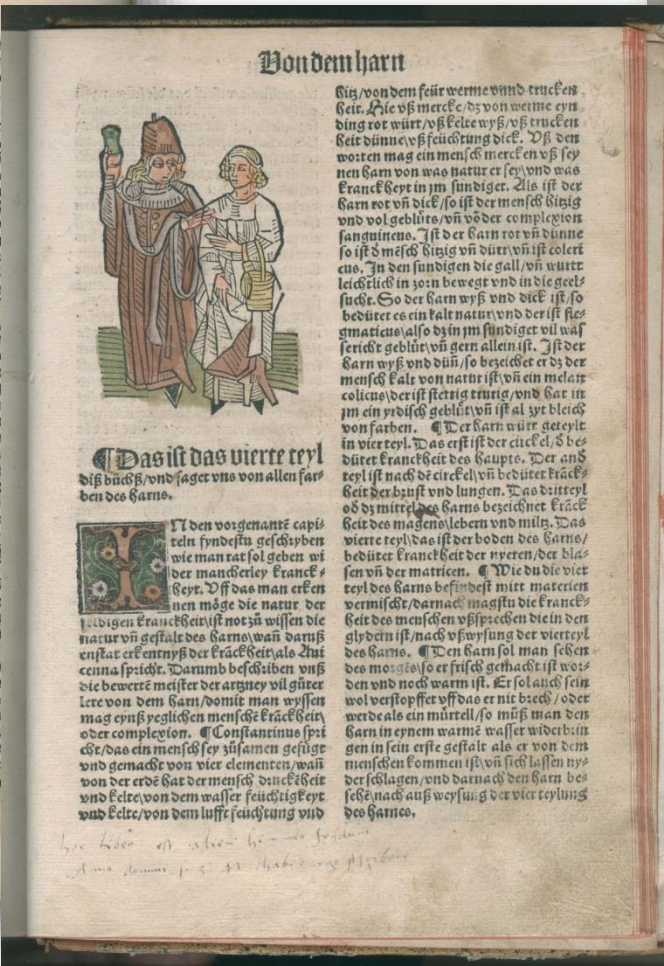
Medical Rare Books 615 H78



güte das man co mische n dem rüdigen menschen in
NEs benympt auch di den augen Das mel mische mit essig vnd das oren es der die würm dar riu sprüche nigella gerb dardüber wyri geforten vi ist güit frangulatio da negen. **N**Es benympt a sucht also genügr. Auch ster/das man nit vil rad den leyb/sunder ein quin über. **N**Item Nigella in ein tüchlin vnd sie ba benympt den schnopfer des hauptes. **N**Das Nym schwertel wurtzel puluer vnd misch darmit den vñ myn des in mit güte den vffreygen an de **N**igella mit essig in dem maner gebalte sanwee. **N**Plinius piden seigenden frauen sie verschwunden die m se vñ verstopfte suchte in im hat vordawen t zeren se. **N**Den ein v ronen hett der nem r vnd trincke in mit wey dem ma ches fliehen die vergiffte r hier daruf quin in genome vñ die in darunt gemischte ei vñ das salt da sich lai hat in dem menschen quartanam. **N**Das genomen ein güit teyl in starkt essig also da de/darnach rdt dar zu daruf ein salt. **N**Dies sa beseide/daruf dan v vnd benympt auch die flecken vñ de antly/di

Das cclxxvij. capitel

Nigella latine/grece melanchion vel gümclan schium/arabice carion/vel stamiz. Der meyster Paulus spricht dz nigelle heisvñond truckt synt an dem daitte grad/vñ den samen nütze man in der artzney vñ der ist genant nigella/vñ wechse gem do es steyneste ist vñ disen samē mag man behalte. v. jar vnuerfert an seyne natur. **S**erapio spricht dz die krut hab klein bletter vñ klein subryl stegel bynach zweyer spanne lang an dem gyp pel hat es haupter gleich den Fein blüme darü hat es samen der ist schwarz vñ schwarz von der hat einen güiten geruch. **D**iascorides spricht das mele von rade gemisch mit weinru safft/vñ dar vñ gemacht ein pflaster rade die würm in dem buch vñ sündertigen den kynde **N**ach ist diß obgeschribt stuce fast




Von dem hant

lig/von dem feur werme vñnd truckt es heit. **H**ie vñ merck e. dz von weime eyn ding rot würt/vñ fleck vñ vñ truckt ein felt dümme vñ schüdung viel. **V**ñ den worten mag ein mensc mercken vñ sey nen ham von was natur er sey vñ was krank heyt in im sündiger. **A**ls ist der ham rot vñ viel/so ist der mensc hitzig vñ vol geblyt/vñ vñ der complexion sanguinens. **I**st der ham rot vñ dünne so ist d mensc hitzig vñ düer/vñ ist colert euo. **I**n den sündigen die gall/vñ wurt leichtlich in yorn bewegt vñ in die geelz sucht. **S**o der ham wñ vñ dick ist/so bedütet co ein kalt natur vñ der ist ste gmaricus also dz in im sündiger vil was fericht geblyt/vñ geen allen ist. **I**st der ham wñ vñ dünn/so bescheit er dz der mensc kalt von natur ist/vñ ein melar colicus/der ist stetig trurig vñ hat in im ein yrbis geblyt/vñ ist al yr bleich von farben. **D**er ham würt aeteylt in vier teyl. **D**as erst ist der cüel/d. **D**es dütet krankheit des hauptes. **D**er and teyl ist nach de cüel/vñ bedütet krack heit der brust vñ lungen. **D**as dritte teyl od dz mitttel des hams bescheit krack heit des magens/leben vñ milz. **D**as vierte teyl/das ist der boden des hams/bedütet krankheit der nieren/der blas sen vñ der matricen. **W**ie du die vier teyl des hams bestimst mit materien vernimst/darnach magstu die frantz heit des menschen vñ spruchen die in den ghyden ist/so er früz gemacht ist/wñ den noch warm ist. **E**r sol auch sein wol verstopft vñ das er nit bruch/oder werde ale ein mürtel/so misch man des harn in eyne warmē wasser widerbit in gen in sein erste gestalt also er von dem menschen kommen ist/vñ sich lassen ny der schlagen/vñ darnach den hant bes sehen nach auß weryung der vier teylung des hames.

Das ist das vierte teyl

des buchß vñd sager vñ von allen far den des hams.

Den vorgenant capitel syndestu geschriben wie man rat sol geben wi der mancherley frantz heyt. **V**ñ das man erken nen möge die natur der teyigen frantzheit ist nor zu wissen die natur vñ gestalt des hams/wañ daruf enstat erf entnyß der krackheit/also Zui cenna spricht. **D**arumb beschriben vñ die bewerte meister der artzney vil güiter lere von dem hant/domit man wyssen mag eyñ veyglichen mensche krackheit oder complexion. **C**onstantinus spri che/das ein mensc sey zůsamen gefügte vñd gemacht von vier elementen/wañ von der erde hat der mensc dancckheit vñd felte/von dem wasser seuchsig heyt vñd felte/von dem luffte seuchung vñd



Ein Register von allen stucken der artzney

was mager ma **was die hohe do**
 Ca. cccv. pa. 1 Die flecken zu ver
 Ca. cccv. pa. 1 troyben die von der sun
 Ca. cccv. pa. 1 nen kommen
 Ca. cccv. pa. 1 was die ratten
 Ca. cccv. pa. 1 dder.
was mager leu **wiltu wüßen ob**
 Ca. cccv. pa. 1 ein steeher sterb oder nit
 Ca. cccv. pa. 1 **So den iungen**
 Ca. pi. cccv. pa. 1 kynden die hur abgarr
 Ca. pi. cccv. pa. 1 vñder den armen.
 Capitulo. cccv. pa. 11



**Printer's mark
 Renatus Beck**


www.galter.northwestern.edu

Guy de Chauliac ca. 1300-1368



Le grande chirurgie ...

composee l'an de grace
M. CCC. LXIII. Restituee
nouvellement a sa dignité,
par M. Laurens Joubert ...
Lyon, Estienne Michel, 1579.
Medical Rare Books 617 G99j


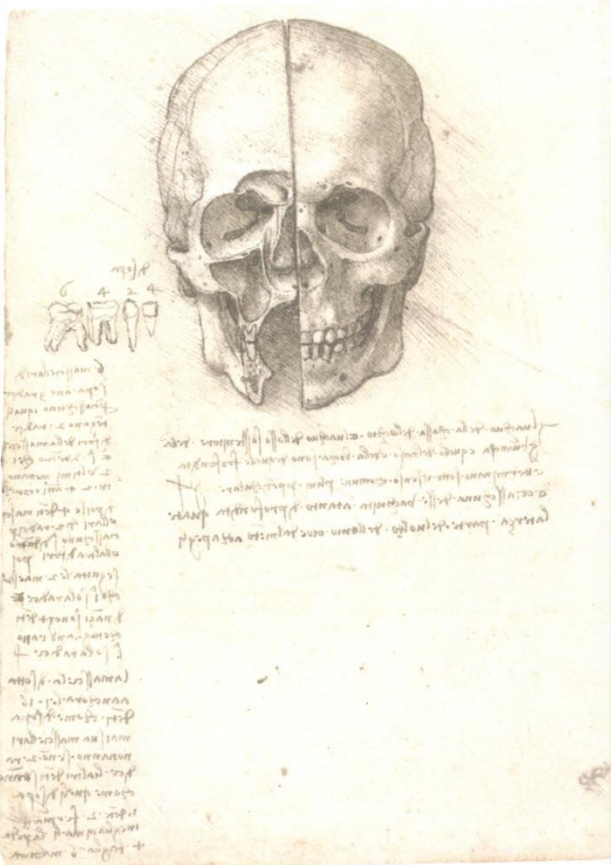


GALTER

HEALTH SCIENCES LIBRARY

of Northwestern University's Feinberg School of Medicine

Leonardo da Vinci



GALTER

HEALTH SCIENCES LIBRARY

of Northwestern University's Feinberg School of Medicine

Leonardo da Vinci, corpus of the anatomical studies

in the collection of Her Majesty the Queen at Windsor Castle.

London, 1978-1980.

www.galter.northwestern.edu

Montgomery Ward Clinics



GALTER


HEALTH SCIENCES LIBRARY

of Northwestern University's Feinberg School of Medicine

Dental School Class of 1910



HOME COMING AND COMMENCEMENT DINNER, JUNE, 1910



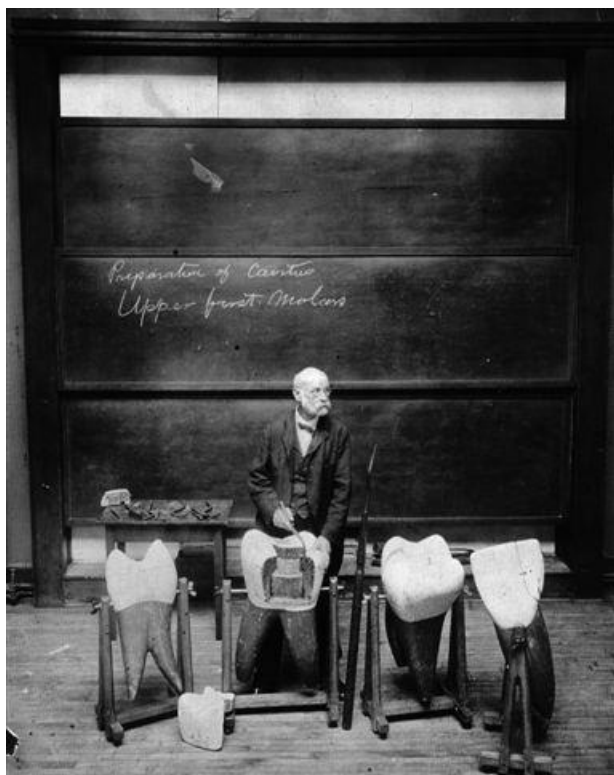
GALTER

HEALTH SCIENCES LIBRARY

of Northwestern University's Feinberg School of Medicine

www.galter.northwestern.edu

Legacy of G. V. Black




Dr. Black demonstrating
cavity preparation



Mock up of
Dr. Black's office in
Jacksonville, Illinois



Great Clinic 1896




GALTER

HEALTH SCIENCES LIBRARY

of Northwestern University's Feinberg School of Medicine

www.galter.northwestern.edu



GALTER

HEALTH SCIENCES LIBRARY

of Northwestern University's Feinberg School of Medicine


www.galter.northwestern.edu

Woman's Medical School 1870- 1902



Class of 1895 <?>

Dr. Marie Mergler's Surgery 1898




GALTER

HEALTH SCIENCES LIBRARY

of Northwestern University's Feinberg School of Medicine

Dr. William Heath Byford

Dr. Sarah Hackett Stevenson



GALTER

HEALTH SCIENCES LIBRARY


of Northwestern University's Feinberg School of Medicine

www.galter.northwestern.edu

Dr. Julia Woodzicka

Feb. 23, 1865 - Feb. 22, 1948

Northwestern University Woman's
Medical School, Class of 1899



GALTER

HEALTH SCIENCES LIBRARY

of Northwestern University's Feinberg School of Medicine

Pharmacy School, 1891-1917



GALTER

HEALTH SCIENCES LIBRARY


of Northwestern University's Feinberg School of Medicine

www.galter.northwestern.edu

August Sundine, GPharm Class of 1906



IN the Library. *This is a University School of Pharmacy, and so it is not satisfied to do practical work only. The Library has the best American and foreign journals and books of reference.*



GALTER

HEALTH SCIENCES LIBRARY


of Northwestern University's Feinberg School of Medicine

www.galter.northwestern.edu

Medical School



Livorno, 12th General Hospital 1945




GALTER

HEALTH SCIENCES LIBRARY

of Northwestern University's Feinberg School of Medicine


www.galter.northwestern.edu



Anatomy Section 1912
(Class of 1916)



Cook County
Interns, 1891



Reunion 1913


Dr. Stephen Walter Ranson
Class of 18

Howard Taylor Ricketts, MD

Class of 1897



13
VARSITY FOOT BALL TEAM.



GALTER

HEALTH SCIENCES LIBRARY

of Northwestern University's Feinberg School of Medicine

Ricketts Portrait Unveiled on June 11

Dr. Howard Taylor Ricketts *Med. 97*, famed discoverer of the cause of Rocky Mountain spotted fever and typhus fever, was honored on June 11 when a new portrait of him was unveiled at a ceremony in Archibald Church Library of the Northwestern Medical School. The portrait, painted by Oskar Gross, was presented by Dr. Henry T. Ricketts on behalf of his mother, Mrs. Howard T. Ricketts, and was accepted for the Medical School by Dean James Roscoe Miller. An ad-



Dr. Howard T. Ricketts
A martyr to medical science

dress dealing with the life and achievements of Dr. Ricketts was given by Dr. Ludwig Hektoen, who was introduced by Dr. Irving S. Cutter, dean emeritus of the Medical School.

Beginning in 1906, and continuing for almost 4 years, Dr. Ricketts investigated Rocky Mountain spotted fever, finally demonstrating that it is carried and transmitted by wood ticks. In 1909 he went to Mexico City where he studied typhus fever, and proved that this disease is caused by infected lice. He, himself, was stricken with the disease, and died on May 3, 1910. Many honors have been awarded him. Several months ago the U. S. Government honored him by naming a Liberty Ship after him.

Daniel H. Anderson, MD

Class of 1902




Great Aunt Mae Greatgrand mother
with Greatgrand dad Herbert




GALTER

HEALTH SCIENCES LIBRARY

of Northwestern University's Feinberg School of Medicine




Grant Dailey, MD, 1906



Alfred Xuma, MD 1926





Midian O. Bousfield, MD 1909



Arthur G. Falls, MD 1924

J. B. Murphy Surgeon Extraordinaire

Non-British Fellows of the
Royal Society of Surgeons, inducted
at the International Medical
Congress, London, 1913



JOHN B. MURPHY
PHYSICIAN AND SURGEON



188?



1905



GALTER

HEALTH SCIENCES LIBRARY

of Northwestern University's Feinberg School of Medicine

www.galter.northwestern.edu

Thank you!



With best
wishes,
Ron



GALTER

HEALTH SCIENCES LIBRARY

of Northwestern University's Feinberg School of Medicine

www.galter.northwestern.edu