Illinois Violent Death Reporting System

Illinois Homicide Deaths, 2020 Data

Share

made with infogram

Introduction

In 2020, Illinois had 1,353 homicides: a 27.6% increase from 2019. The Illinois Violent Death Reporting System (IVDRS) collected data on a total of 1,265 homicide deaths from 55 participating counties representing 93.4% of all homicide deaths in Illinois.

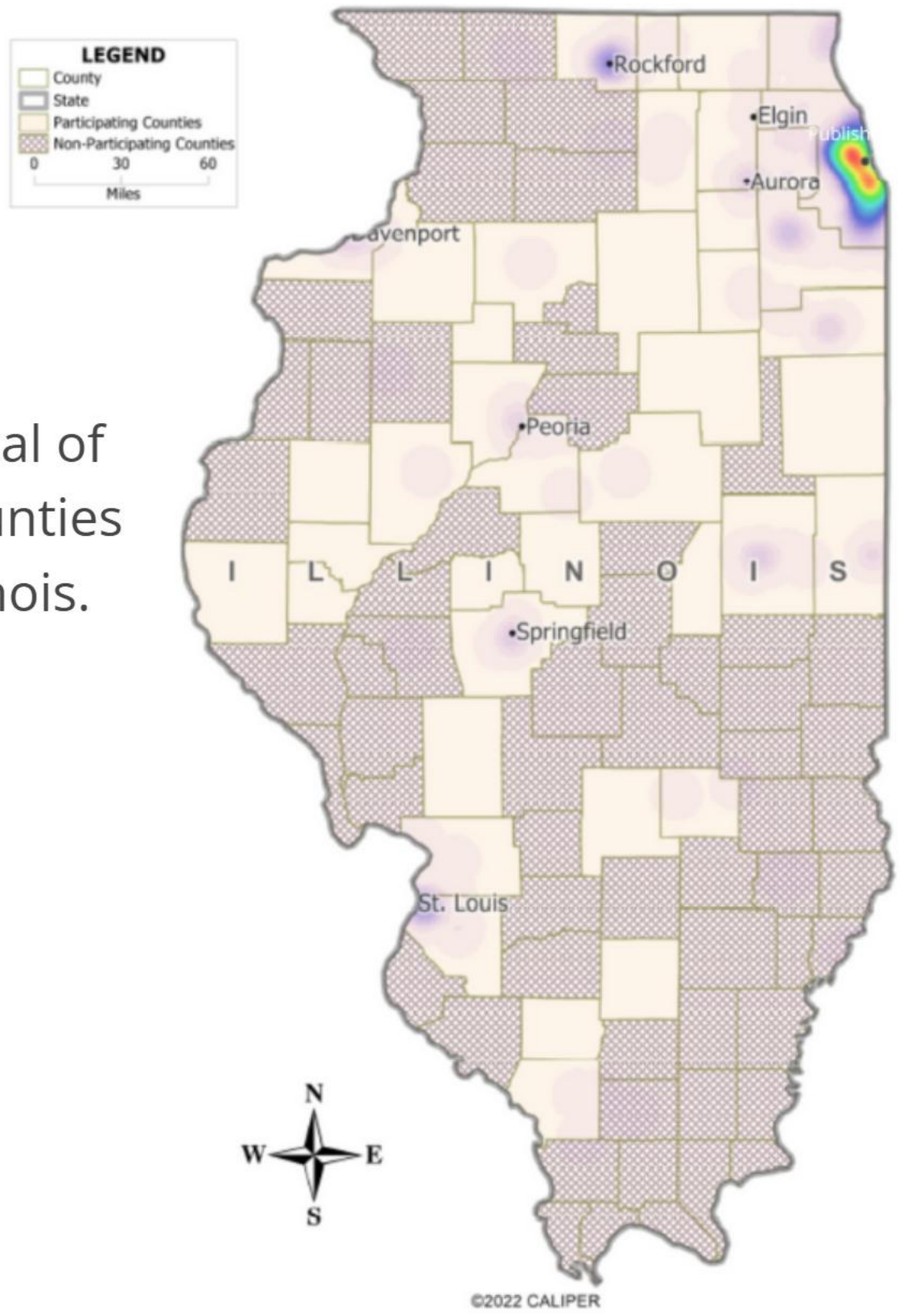

Most of the homicides occurred in Cook County (74.6%/944). Other counties with five or more homicides in 2020 include: Winnebago (3.1%/39), St. Clair (2.8%/36), Will (2.2%/28), Lake (1.7%/22), Kane (1.3%/16) and Champaign (1.3%/16).

Counties with relatively few homicides (e.g., less than 5 annually) include: Champaign, Kane, Lake, St. Clair, Will, and Winnebago. Data for these counties were aggregated and together they made up about 12.4% of Illinois homicides in 2020.

Homicide Count by County Urbanicity

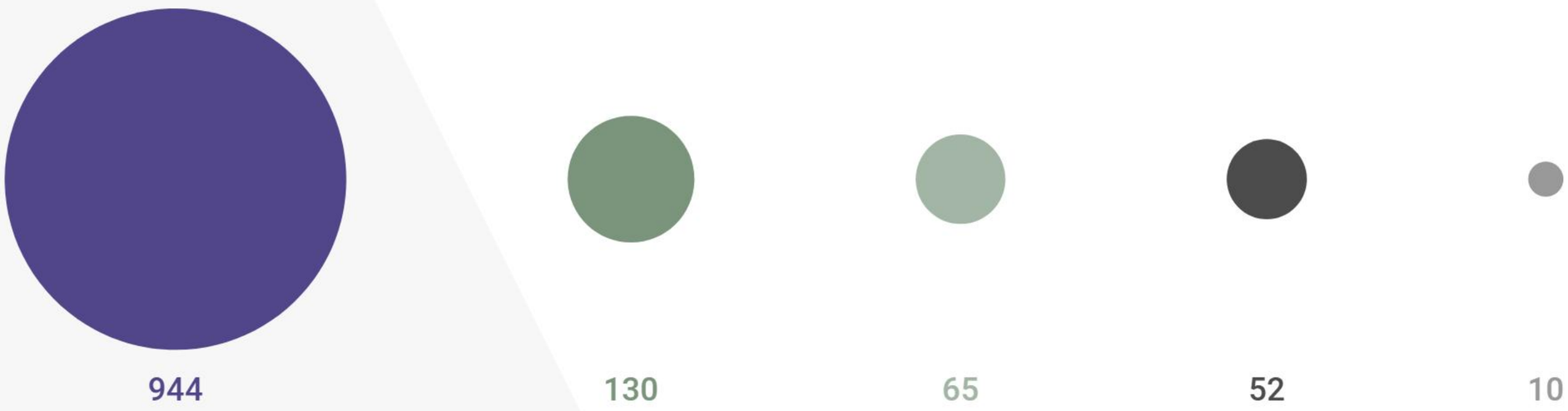

Share

made with infogram

Demographics

The majority (74.6%) of 2020 homicide victims were non-Hispanic Blacks. Firearms were the most common (90%) weapon type used in homicides. Most homicide victims (87.5%) were male. Persons between the ages of 15-39 made up the majority of homicide victims. Overall, non-Hispanic Black males between the ages of 15-39 years had the highest homicide prevalence in our data set.

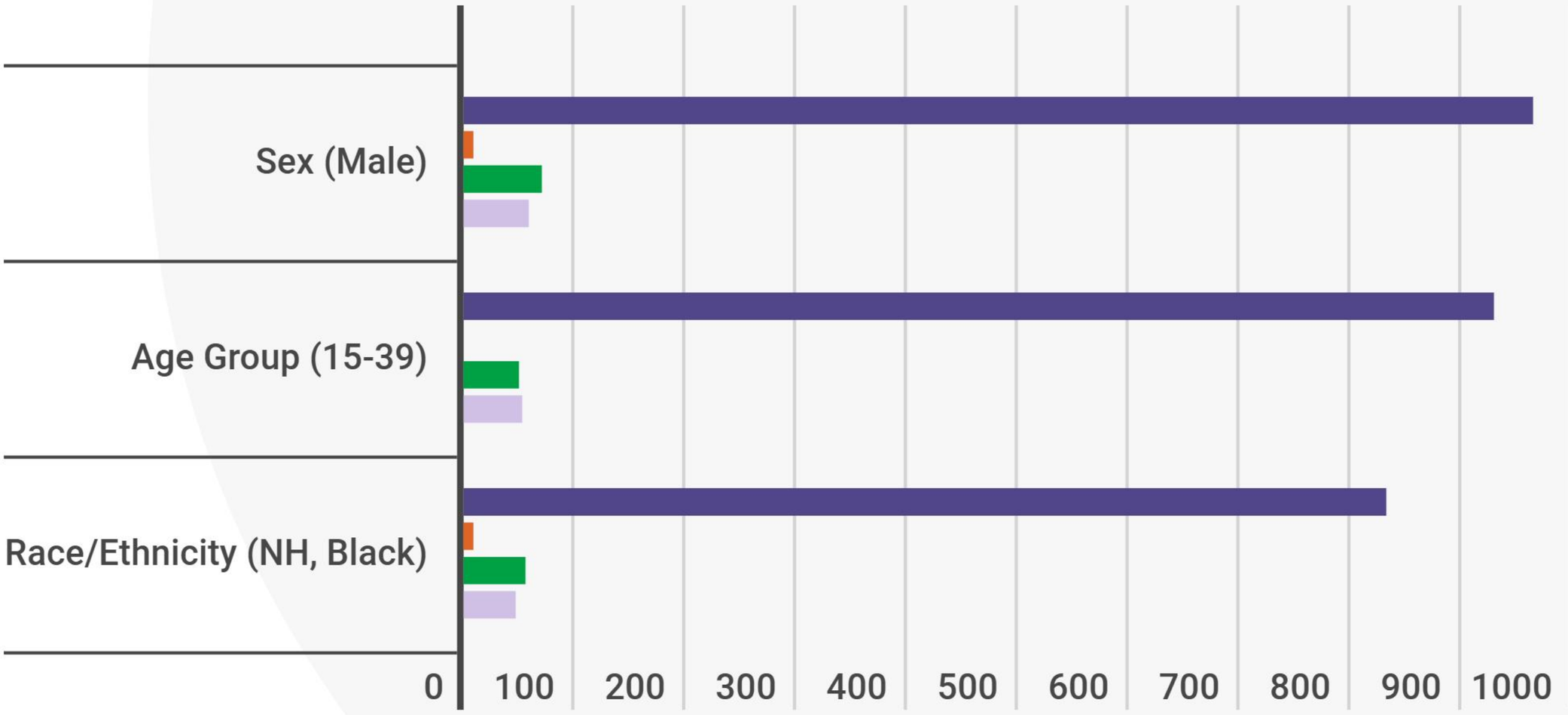

Download data

Circumstances

Approximately 58.7% of homicides had an unknown victim/suspect relationship or the perpetrator was a stranger to the victim. For 2020 homicides where the victim/suspect relationship is known, the suspect was: a family member in about 3.5% of all 2020 homicide deaths recorded in IVDRS and a friend of the victim in about 2.5% of all 2020 homicide deaths recorded in IVDRS.We examined data regarding the context in which the fatal injury occurred.

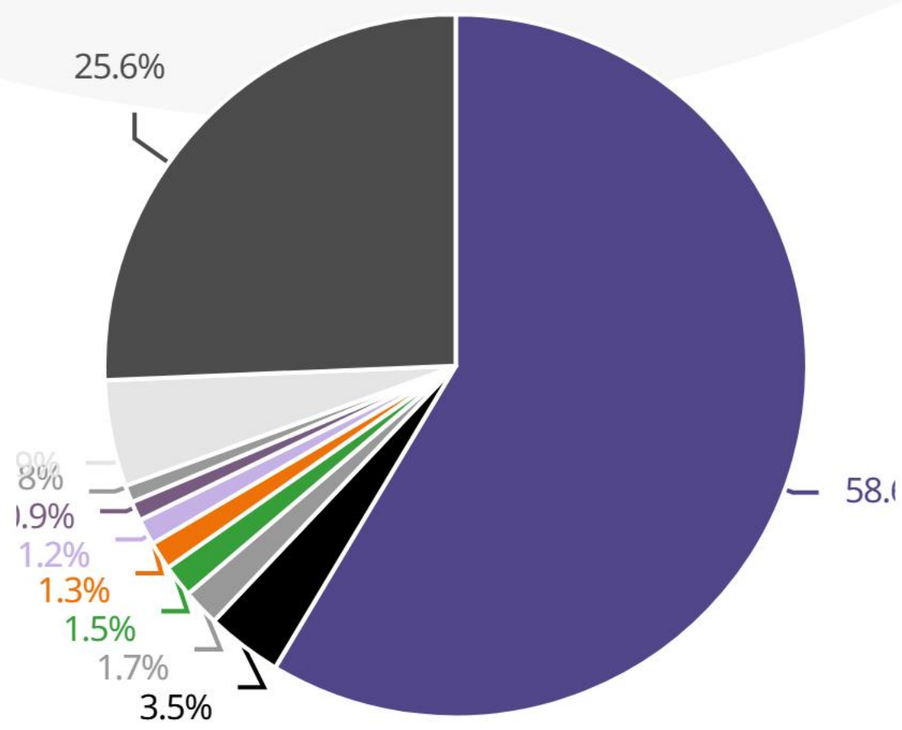

Download data

Share

made with infogram

Selected Circumstances Surrounding the Homicide

Circumstances	Yes %
An argument or conflict led to the victim's death	17.8%
Death was precipitated by another serious crime (e.g., drug dealing, robbery)	9.5%
Homicide or legal intervention death was related to immediate or ongoing conflict or violence between current or former intimate partners	4.6%
Victim was killed by a random act of violence	.9%
Victim was killed in shooting where the suspect(s) drives near the victim and shoots while driving, or uses a car to approach and flee the scene, but steps out of the car just long enough to use a weapon	26.9%
Drug dealing, drug trade, or drug use is suspected to have played a role in precipitating the incident	4.9%

Download data

Homicide deaths were higher among high school graduates (47.9%) and lowest among those with a master's level education (<5).

Among the 18 victims diagnosed with mental health problems, 5 suffered from depression, the rest suffered from Schizophrenia, Anxiety and others.

Majority of the 2020 homicide deaths recorded in IVDRS occurred on streets, sidewalks, or alleyways (36.5%) while about 26.9% occurred in residences (in apartments or houses), and 16.8% occurred in private motor vehicles.

Alcohol was present in about 29% of the victims and Amphetamine in about 17%.

Share

made with infogram

Violence Prevention Resources

Centers for Disease Control and Prevention Veto Violence https://vetoviolence.cdc.gov

Crime Stoppers USA 1800.222.TIPS

Crisis Text Line Text CONNET to 741741 Text from anywhere

Chicago Police Department (CPD) TXT2TIP Help Fight Crime Anonymously

Data Request Form https://www.luriechildrens.org/ivdrs

DATA SOURCE: The Illinois Violent Death Reporting System (IVDRS) is a public health surveillance system that collects comprehensive data on homicide, suicide, legal intervention, undetermined and unintentional firearm deaths. Data come from death certificates, coroner/medical examiner, law enforcement, autopsy, and toxicology reports.

IVDRS is part of the National Violent Death Reporting System (NVDRS) coordinated by the Centers for Disease Control and Prevention. This data brief was supported by Grant Number 6 NU17CE002590-04-01, funded by the Centers for Disease Control and Prevention. Its contents are solely the responsibility of the authors and do not necessarily represent the official views of the Centers for Disease Control and Prevention or the Department of Health and Human Services. Additional support was also provided by the Illinois Department of Public Health and an anonymous donor.

Questions or Comments ?
Please Contact:
Maryann Mason, PhD, Principal Investigator for Illinois Violent Death Reporting System (IVDRS)
maryann-mason@northwestern.edu

/IVDRS @IVDRS

Share

made with infogram